

Crafter 35 Cab Chassis

Model Year 2025 Specifications



Commercial
Vehicles



5
YEAR
WARRANTY

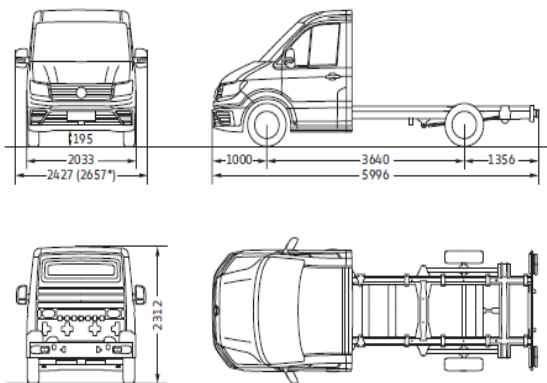
Price		Crafter 35 103kW MWB	Crafter 35 103kW LWB	Crafter 35 130kW MWB	Crafter 35 130kW LWB
Maximum Retail Price* - 8 Speed Automatic (Model Code)		\$91,000 (SZBB4B)	\$94,000 (SZCB4B)	\$96,000 (SZBB8B)	\$99,000 (SZCB8B)
Maximum Retail Price* - 8 Speed Automatic 4MOTION (Model Code)		-	-	\$104,000 (SZBB8Z)	\$107,000 (SZCB8Z)
Double Cab - 7-Seater	SZH / SZI	\$5,500	\$5,500	\$5,500	\$5,500
Cowl Panel (Open Cab)	SZO / P / Q	NCO	NCO	NCO	NCO

*Maximum Retail Price (MRP) includes 15% GST and does not include on-road costs. Fuel consumption tested in accordance with EC directive EEC 715/2007. Consumption is measured on European specification cars. The official fuel consumption, emissions, and EV range figures determined by the WLTP or NEDC test should be used as a guide only, or for vehicle to vehicle comparison. Actual results may vary due to factors such as driving or environmental conditions. Image shows international specification, local specification may vary. Specifications are as planned at May 2025 for Model Year 2025 and subject to change without notice or obligation.



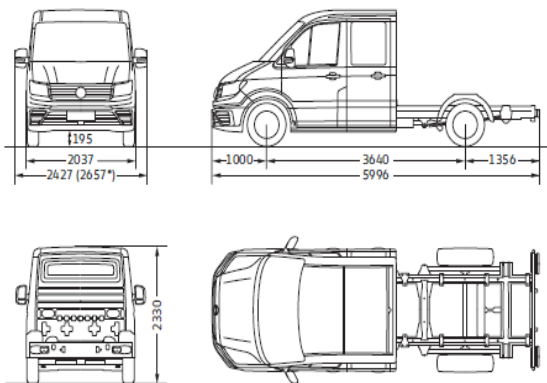
Technical Data	Crafter 35 103kW MWB	Crafter 35 103kW LWB	Crafter 35 130kW MWB	Crafter 35 130kW LWB
Engine Type	4-Cylinder Turbo	4-Cylinder Turbo	4-Cylinder Twin Turbo	4-Cylinder Twin Turbo
Fuel Type	Diesel	Diesel	Diesel	Diesel
Cubic Capacity (cc)	1,968	1,968	1,968	1,968
Maximum Power (kW) @ rpm	103 @ 3,500 - 3,600	103 @ 3,500 - 3,600	130 @ 3,600	130 @ 3,600
Maximum Torque (Nm) @ rpm	340 @ 1,600 - 2,250	340 @ 1,600 - 2,250	410 @ 1,500 - 2,000	410 @ 1,500 - 2,000
Drivetrain	Front Wheel Drive	Front Wheel Drive	Front Wheel Drive	Front Wheel Drive
Gross Vehicle Mass (kg)	3,500	3,500	3,500	3,500
Tare weight (kg), Single Cab	2,040	2,393	2,036	2,402
Tare weight (kg), Double Cab	2,270	2,442	2,208	2,451
Payload, Single Cab	1,460	1,107	1,464	1,098
Payload, Double Cab	1,230	1,058	1,292	1,049
Axle load limit, Front / Rear (kg)	1,800 / 2,100	1,800 / 2,100	1,800 / 2,100	1,800 / 2,100
Trailer load limit 12% gradient. Braked / Unbraked (kg), based on Standard Equipment	3,000 / 750	3,000 / 750	3,000 / 750	3,000 / 750
Trailer down ball force (kg)	120	120	120	120
Gross Train Weight 12% gradient (kg)	6,000	6,000	6,000	6,000
Fuel Tank Capacity (L, approx.)	75	75	75	75
Emission Standard	EU6	EU6	EU6	EU6
Combined Fuel Consumption, L/100km. WLTP-3P	8.8	TBA	TBA	8.7
Combined CO ₂ g/km. WLTP-3P	233	TBA	TBA	229
Start/stop system with regenerative braking	●	●	●	●
5-Year / 250,000 km (whichever occurs first) mechanical warranty, 5-Year Volkswagen Roadside Assistance	●	●	●	●
12-Year Anti-Corrosion Warranty	●	●	●	●
Up to 30,000km or every two years (whichever occurs first) oil service intervals	●	●	●	●
Volkswagen Service Plan - First three services included	●	●	●	●

Crafter 35 Chassis medium wheelbase with single cab



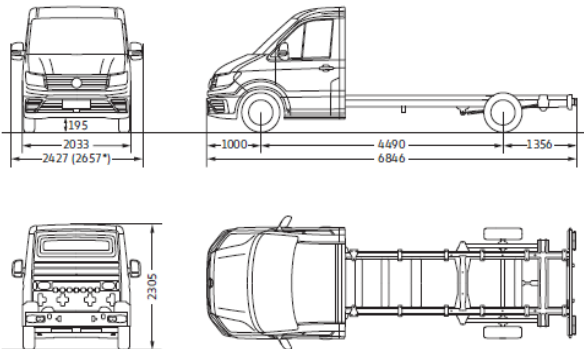
*This value applies for the optional bow-mounted door mirror extensions.

Crafter 35 Chassis medium wheelbase with double cab



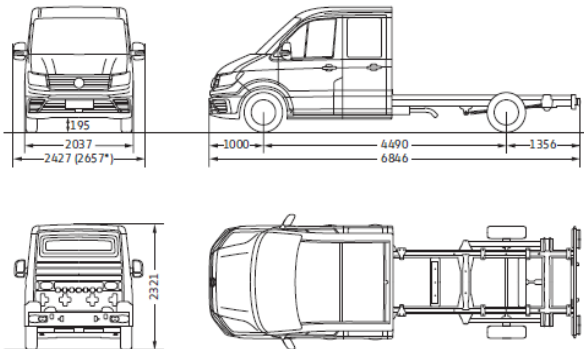
*This value applies for the optional bow-mounted door mirror extensions.

Crafter 35 Chassis long wheelbase with single cab



*This value applies for the optional bow-mounted door mirror extensions.

Crafter 35 Chassis long wheelbase with double cab



*This value applies for the optional bow-mounted door mirror extensions.



Safety and Security		Crafter 35 103kW MWB	Crafter 35 103kW LWB	Crafter 35 130kW MWB	Crafter 35 130kW LWB
Driver and front passenger airbag with front passenger airbag deactivation	4UF	●	●	●	●
Electronic Stability Control and anti-lock brake system	1AS	●	●	●	●
Electronic Cruise Control System	8T2	●	●	●	●
Advanced Assist Package - inc. Addaptive Cruise Control w. stop and go, Travel assist semi-automated driving assistance w. lane keeping	PVH	\$2,500	\$2,500	\$2,500	\$2,500
Hill Start Assist	UG1	●	●	●	●
Hill Start Assist & Hill Descent Control (4MOTION variants only)	UG5	-	-	\$200	\$200
Park Distance Control in Front and Rear	7X2	●	●	●	●
Forward collision warning with warning and braking reaction to vehicles, pedestrians and cyclists	8J3	●	●	●	●
Advanced Driver Attention & Drowsiness Monitor	EM2	●	●	●	●
Lane keeping system Lane Assist	6I1	●	●	●	●
Preparation for rear-view camera system (camera must be ordered from Parts at additional cost and fitted/coded locally)	KA8	●	●	●	●
3-point automatic seat belts, height-adjustable with electric seat-belt tensioners in front	3QN	●	●	●	●
Warning buzzer and light for front seat belts not fastened	9P3	●	●	●	●
Central locking system keyless Go with SAFELOCK	4I7	●	●	●	●
Electronic vehicle immobilisation device (transponder)	7AA	●	●	●	●
Tire pressure monitor	7K3	●	●	●	●



Exterior		Crafter 35 103kW MWB	Crafter 35 103kW LWB	Crafter 35 130kW MWB	Crafter 35 130kW LWB
Aluminium Dropside Tray with multi layered marine birch plywood – Single Cab. (incl.: folding aluminium sides, lashing rings, steps in rear, mud flaps front and rear, side marker lamps)	ZP1 & 6N2 & 8F1	\$5,500	\$7,600	\$5,500	\$7,600
Aluminium Dropside Tray with multi layered marine birch plywood – Double Cab. (incl.: folding aluminium sides, lashing rings, steps in rear, mud flaps front and rear, side marker lamps)	ZP1 & 6N2 & 8F1	\$5,500	\$7,600	\$5,500	\$7,600
Gross Vehicle Mass increase to 3,880kg NOTE: Forces 120kW Variant SZ**6*	1UV	-	-	-	\$5,000
Gross Vehicle Mass increase to 4,000kg NOTE: Forces 120kW Variant SZ**6*	1UD	-	-	-	\$6,000
Standard suspension system and shock absorption.	1BA	●	●	●	●
Heavy-duty suspension system and shock absorption, heavy-duty stabilizers	2MG	\$750	\$750	\$750	\$750
Grey Bumper in front with painted trim panel in body colour, radiator grille unpainted with chrome moulding	2JB & 6KA	●	●	●	●
Halogen twin lamps	8ID	●	●	●	●
LED Headlights & Daytime Running Lights	8IT	\$2,400	\$2,400	\$2,400	\$2,400
Front fog lights with cornering function	8WH	\$600	\$600	\$600	\$600
Heat-insulating windshield made of laminated glass	4GF	●	●	●	●
Windshield wiper intermittent control with rain sensor and automatic headlight control	ZA3	●	●	●	●
Exterior mirrors, power-adjustable and heated	6XN	●	●	●	●
Separate daytime running light with automatic headlight control and automat. Coming and Leaving Home feature	9I5	●	●	●	●
Side marker lamps	8F1	●	●	●	●
Rear window and dimming breakaway interior rear-view mirror	ZHF	●	●	●	●
Mechanical Differential Lock in Rear (4MOTION variants only) forces option IS2 - Central Control Module MRP \$1200	1Y4	-	-	\$1,500	\$1,500
Trailer hitch preparation (incl. trailer stabilisation) with wiring harness, outlet, and electronic control unit.	1D7	●	●	●	●



Interior		Crafter 35 103kW MWB	Crafter 35 103kW LWB	Crafter 35 130kW MWB	Crafter 35 130kW LWB
2 remote control folding keys	8QJ	●	●	●	●
Dimming breakaway interior rear-view mirror	4L2	●	●	●	●
Leather-wrapped multi-function steering wheel with tiptronic	2FE	●	●	●	●
Digital Cockpit Pro	7J2	●	●	●	●
Acoustic warning when reverse gear is engaged, de-activatable	IL2	\$600	\$600	\$600	\$600
2nd Battery with Cut-Off Relay & Monitoring	8FE	\$1,000	\$1,000	\$1,000	\$1,000
Terminal Block & Function Control Module	IS2	\$1,200	\$1,200	\$1,200	\$1,200
Two 12V outlets in the cab (in the dashboard)	EU1	●	●	●	●
Rubber floor covering in cab	5AC	●	●	●	●




Seat & Upholstery		Crafter 35 103kW MWB	Crafter 35 103kW LWB	Crafter 35 130kW MWB	Crafter 35 130kW LWB
Comfort seat "Plus" for driver (Backrest adjustment, Longitudinal adjustment, 4 - track electrical lumbar support, 2x armrests, seat cushion for adjustment, height adjustment)	3SF	●	●	●	●
Comfort seat "Plus" for passenger	3TF	NCO	NCO	NCO	NCO
2-seater front passenger bench seat with storage compartment	3TS	●	●	●	●
Swivel seat for driver and passenger (forces open cab)	3SD & 3TD	\$650	\$650	\$650	\$650
Double Cab Only: 2nd Row 4-Seat Bench	3UN	●	●	●	●
Seat trim covers in fabric "Austin"	NOL	●	●	●	●



Multimedia		Crafter 35 103kW MWB	Crafter 35 103kW LWB	Crafter 35 130kW MWB	Crafter 35 130kW LWB
Radio "Composition" 10" Colour Touch Screen with 4 speakers	Z65	●	●	●	●
2X Type-C USB Ports	U9E	●	●	●	●
Wired & Wireless App-Connect	9WJ	●	●	●	●
Mobile phone storage w. inductive charging & connection via Bluetooth	9ZV	●	●	●	●



Wheels		Crafter 35 103kW MWB	Crafter 35 103kW LWB	Crafter 35 130kW MWB	Crafter 35 130kW LWB
Standard Wheels	F85	16" Steel Wheels, Silver	16" Steel Wheels, Silver	16" Steel Wheels, Silver	16" Steel Wheels, Silver
Tire Size		205/75 R16	205/75 R16	205/75 R16	205/75 R16
Image					
17" Lismore Alloys	PR7	\$3,400	\$3,400	\$3,400	\$3,400
Spare Steel Wheel, Tool Kit & Jack	ZR8	●	●	●	●



Exterior Colours		Crafter 35 103kW MWB	Crafter 35 103kW LWB	Crafter 35 130kW MWB	Crafter 35 130kW LWB
Candy White		B4B4	●	●	●
Cherry Red		4B4B	●	●	●
Deep Black Pearlescent		2T2T	\$3,200	\$3,200	\$3,200
Deep Ocean Blue		0P0P	●	●	●
Indium Grey Metallic		X3X3	\$3,200	\$3,200	\$3,200
Luminous Orange		E3E3	●	●	●
Ascot Grey		6U6U	●	●	●
Oyster Silver Metallic		F0F0	\$3,200	\$3,200	\$3,200